

# 2021-22 Texas Academic Performance Report (TAPR)

District Name: HURST-EULESS-BEDFORD ISD

Campus Name: OAKWOOD TERRACE EL

Campus Number: 220916106

2022 Accountability Rating: B

Distinction Designations:

Academic Achievement in ELA/Reading


Academic Achievement in Mathematics

Academic Achievement in Science

Top 25 Percent: Comparative Closing the Gaps

Postsecondary Readiness

This page is intentionally blank.











Texas Education Agency  
2021-22 Progress (TAPR)  
OAKWOOD TERRACE EL (220916106) - HURST-EULESS-BEDFORD ISD - TARRANT COUNTY

Due to the cancellation of spring 2020 STAAR, 2022 and 2019 progress data are shown.

School Progress Domain - Academic Growth Score by Grade and Subject																	
	School Year	State	District	Campus	African American	Hispanic	White	American Indian	Asian	Pacific Islander	Two or More Races	Special Ed (Current)	Special Ed (Former)	Continuously Enrolled	Non-Continuously Enrolled	Econ Disadv	EB/EL (Current & Monitored)



464.97 3423 0.13 53.16 0.6 1 24 d 1 J1 j 0 d 0 Jj 671.47 477.36 44.6





Texas Education Agency  
 2021-22 Bilingual Education/English as a Second Language (Current EB Students/EL) (TAPR)  
 OAKWOOD TERRACE EL (220916106) - HURST-EULESS-BEDFORD ISD - TARRANT COUNTY

Due to the cancellation of spring 2020 STAAR, 2022 and 2019 School progress and STAAR progress measure data are shown.

	School Year	State	District	Campus	Total Bilingual Education	BE-Trans Early Exit	BE-Trans Late Exit	BE-Dual Two-Way	BE-Dual One-Way	ALP Bilingual (Exception)	Total ESL	ESL Content-Based	ESL Pull-Out	ALP ESL (Waiver)	EB/EL with Parental Denial	Never EB/EL	Total EB/EL (Current)	Monitored & Former EB/EL
All Grades Mathematics	2022	69%	81%	79%	83%	-	83%	-	-	-	80%	-	80%	-	-	75%	81%	95%
	2019	70%	76%	63%	44%	-	44%	-	-	-	74%	-	74%	-	-	-	56%	

\* Indicates results are masked due to small numbers to protect student confidentiality.

- Indicates there are no students in the group.

Blank cell indicates there are no data available in the group.








Texas Education Agency  
 2021-22 STAAR Participation (TAPR)  
 OAKWOOD TERRACE EL (220916106) - HURST-EULESS-BEDFORD ISD - TARRANT COUNTY

	State	District	Campus	African American	Hispanic	White	American Indian	Asian	Pacific Islander	Two or More Races	Special Ed (Current)	Special Ed (Former)	Continuously Enrolled	Non-Continuously Enrolled	Econ Disadv	EB EL (Current & Monitored)
Not Included in Accountability: Other Exclusions	0%	1%	2%	0%	2%	0%	-	0%	*	*	0%	0%	2%	0%	2%	2%
Not Tested	13%	5%	0%	0%	0%	0%	-	0%	*	*	0%	0%	0%	0%	0%	0%

Texas Education Agency  
2021-22 Attendance, Graduation, and Dropout Rates (TAPR)  
OAKWOOD TERRACE EL (220916106) - HURST-EULESS-BEDFORD ISD - TARRANT COUNTY


	State												



Texas Education Agency  
 2021-22 Attendance, Graduation, and Dropout Rates (TAPR)  
 OAKWOOD TERRACE EL (220916106) - HURST-EULESS-BEDFORD ISD - TARRANT COUNTY

	State	District	Campus	African American	Hispanic	White	American Indian	Asian	Pacific Islander	Two or More Races	Special Ed	Econ Disadv	EB/EL
Class of 2021	81.9%	86.2%	-	-	-	-	-	-	-	-	-	-	-
Class of 2020	83.5%	89.8%	-	-	-	-	-	-	-	-	-	-	-
RHSP/DAP/FHSP-E/FHSP-DLA Graduates (Longitudinal Rate)													
Class of 2021	85.7%	86.3%	-	-	-	-	-	-	-	-	-	-	-
Class of 2020	87.8%	90.2%	-	-	-	-	-	-	-	-	-	-	-
RHSP/DAP Graduates (Annual Rate)													
2020-21	43.8%	-	-	-	-	-	-	-	-	-	-	-	-
2019-20	38.6%	-	-	-	-	-	-	-	-	-	-	-	-
FHSP-E Graduates (Annual Rate)													
2020-21	3.8%	0.1%	-	-	-	-	-	-	-	-	-	-	-
2019-20	4.4%	0.4%	-	-	-	-	-	-	-	-	-	-	-
FHSP-DLA Graduates (Annual Rate)													
2020-21	80.4%	84.3%	-	-	-	-	-	-	-	-	-	-	-





There is no data for this campus.

Texas Education Agency  
2021-22 CCMR-Related Indicators (TAPR)  
OAKWOOD TERRACE EL (220916106) - HURST-EULESS-BEDFORD ISD - TARRANT COUNTY

There is no data for this campus.

Texas Education Agency  
2021-22 Other Postsecondary Indicators (TAPR)  
OAKWOOD TERRACE EL (220916106) - HURST-EULESS-BEDFORD ISD - TARRANT COUNTY

There is no data for this campus.





Texas Education Agency  
2021-22 Student Information (TAPR)






Texas Education Agency  
 2021-22 Staff Information (TAPR)  
 OAKWOOD TERRACE EL (220916106) - HURST-EULESS-BEDFORD ISD - TARRANT COUNTY

Staff Information	----- Campus -----		District	State
	Count/Average	Percent		
Number of Students per Teacher	16.3	n/a	15.9	14.6

Staff Information	Campus	District	State
Experience of Campus Leadership:			
Average Years Experience of Principals	6.0	6.9	6.3
Average Years Experience of Principals with District	6.0	6.6	5.4
Average Years Experience of Assistant Principals	5.0		

